

WealthSelect Managed Blend 6

All data as at 31 March 2025.

Portfolio managers



Stuart
Clark



Helen
Bradshaw



Bethan
Dixon



Portfolio objective

The WealthSelect Managed Blend 6 portfolio aims to achieve capital growth over a period of five years or more through a diversified range of investments in the UK and globally.

The portfolio is matched to a risk profile that targets a specific range of volatility of between 55% - 65% of the expected annualised volatility of global equities over the next 10 years and is managed to stay within this range most of the time.

Performance comparator

IA Mixed Investment 40-85% Shares

Volatility target

11.10% - 13.15%

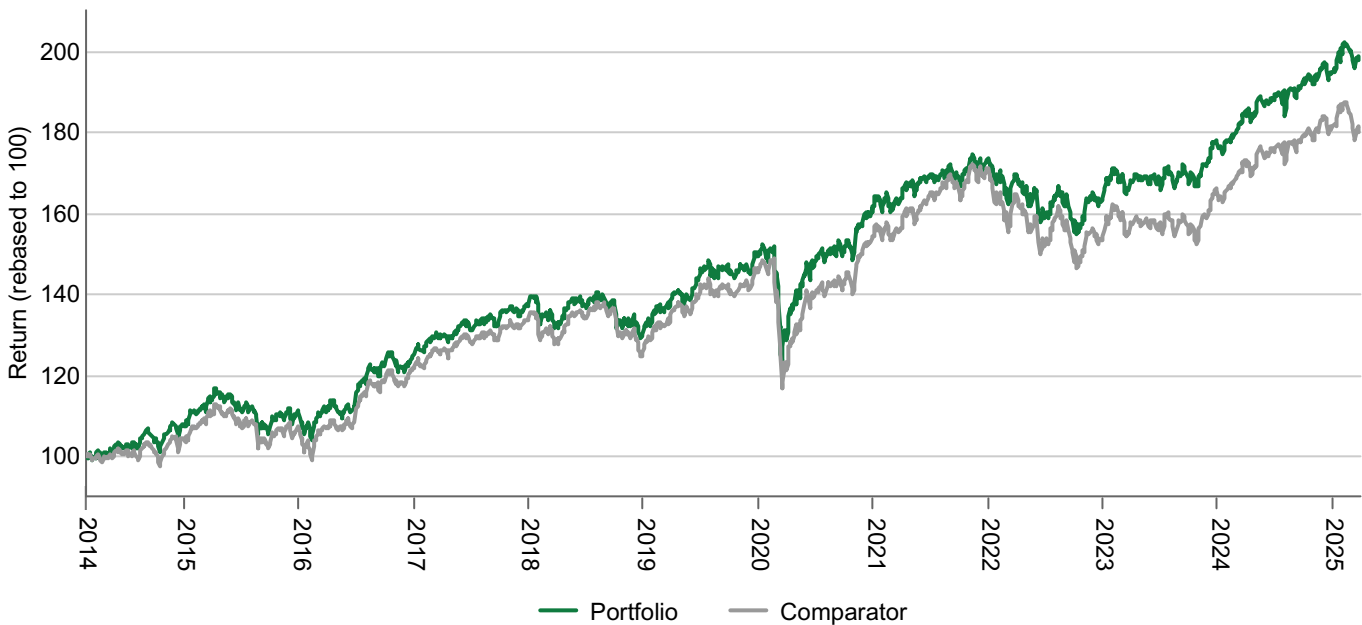
Weighted fund charge

0.44%

MPS charge

0.15%

Cumulative performance since launch



Performance summary

	YTD	1 year	3 years	5 years	Since launch	29 Mar 24 to 31 Mar 25	31 Mar 23 to 29 Mar 24	31 Mar 22 to 31 Mar 23	31 Mar 21 to 31 Mar 22	31 Mar 20 to 31 Mar 21
Portfolio	0.5	5.6	15.2	49.0	95.3	5.6	10.3	-1.1	3.8	24.6
Comparator	-1.2	3.3	8.5	44.5	78.6	3.3	10.1	-4.6	5.4	26.5

Source: Quilter. Calculated by Factset. Total return, percentage growth, rounded to one decimal place. All performance shown is based on an illustrative model of the WealthSelect Managed Blend 6 Portfolio held via the Quilter platform, after the deduction of the charges of the underlying funds, but before the deduction of the Managed Portfolio Service charge. The deduction of this charge will impact on the performance shown. The WealthSelect Managed Blend 6 launched on 24 February 2014. The performance of the portfolio on other platforms may not be the same due to various factors including the availability of funds and share classes, the timing of trades within the portfolio, and the impact of costs and charges. Investors can obtain a performance summary of their individual portfolio from their financial adviser.

Portfolio holdings

Developed markets (ex UK) equity37.27%

Fund Name	Investment adviser	Holding (%)
iShares North American Equity Index	BlackRock	12.12
iShares Continental European Equity Index	BlackRock	4.71
Quilter Investors Precious Metals Equity	BlackRock	2.39
iShares Japan Equity Index	BlackRock	1.89
iShares Pacific ex Japan Equity Index	BlackRock	1.86
Quilter Investors Europe (ex UK) Equity	Janus Henderson	1.77
Quilter Investors Japanese Equity	M&G	1.77
Quilter Investors Europe (ex UK) Equity Income	Schroders	1.42
Quilter Investors US Equity Income	BNY Mellon	1.31
Quilter Investors North American Equity	Jupiter	1.27
Quilter Investors Europe (ex UK) Equity Growth	Allianz	1.24
Quilter Investors Global Equity Value	Redwheel	1.04
Quilter Investors Natural Resources Equity	Janus Henderson	0.91
Quilter Investors Asia Pacific (ex Japan) Equity	Fidelity	0.84
Quilter Investors Timber Equity	Pictet	0.84
Quilter Investors Asia Pacific (ex Japan) Large-Cap Equity	Invesco	0.80
Quilter Investors US Equity Small/Mid-Cap	Schroders	0.53
Quilter Investors US Equity Growth	JP Morgan	0.38

UK equity14.91%

Fund Name	Investment adviser	Holding (%)
iShares UK Equity Index	BlackRock	7.70
Quilter Investors UK Equity Large-Cap Income	Artemis	2.24
Quilter Investors UK Equity Opportunities	Artemis	1.81
Quilter Investors UK Equity	Jupiter	1.69
Quilter Investors UK Equity Growth	BlackRock	1.23
Quilter Investors UK Equity Income	Jupiter	0.25

Emerging markets equity4.21%

Fund Name	Investment adviser	Holding (%)
Quilter Investors Emerging Markets Equity Income	Allspring	1.39
Quilter Investors Emerging Markets Equity Growth	JP Morgan	1.35
Quilter Investors Emerging Markets Equity	Jupiter	1.05
Quilter Investors China Equity	Janus Henderson	0.42

Fixed interest14.52%

Fund Name	Investment adviser	Holding (%)
iShares UK Gilts All Stocks Index	BlackRock	3.18
Aviva Investors Global Sovereign Bond	Aviva Investors	2.65
Quilter Investors Corporate Bond	Premier Miton	2.26
Quilter Investors Diversified Bond	Premier Miton	1.74
Quilter Investors Sterling Diversified Bond	Fidelity	1.74
Quilter Investors Investment Grade Corporate Bond	Invesco	1.21
Quilter Investors Sterling Corporate Bond	Fidelity	0.99
Quilter Investors Dynamic Bond	Twenty Four	0.75

Alternatives25.51%

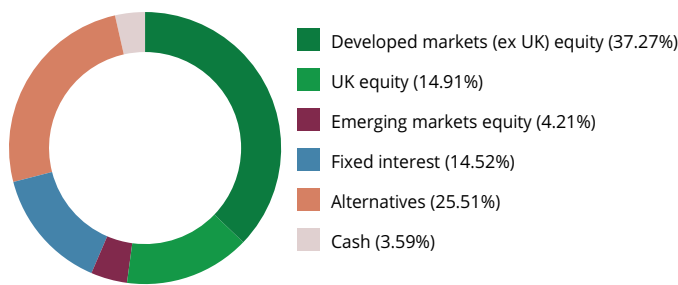
Fund Name	Investment adviser	Holding (%)
PIMCO Dynamic Bond	PIMCO	7.83
Quilter Investors Absolute Return Bond	Janus Henderson	7.65
Quilter Investors Global Equity Absolute Return	Jupiter	6.73
Trium ESG Emissions Improvers	Trium	2.02
PIMCO Strategic Income	PIMCO	1.28

Cash3.59%

Fund Name	Investment adviser	Holding (%)
BlackRock ICS Sterling Liquid Environmentally Aware	BlackRock	3.59

Source: Quilter. Calculated by Factset. Please note that due to rounding the portfolio holdings may not add up to 100%. The portfolio holdings shown are based on an illustrative model of the WealthSelect Managed Blend 6 Portfolio held via the Quilter platform. The portfolio holdings on other platforms may not be the same due to various factors including the availability of funds and share classes.

Asset class breakdown

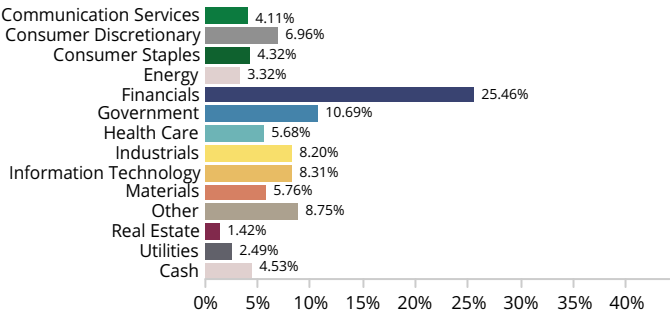


Source: Quilter. Calculated by Factset. Please note that due to rounding the asset class and sector breakdowns may not add up to 100%. The asset class and sector breakdowns shown are based on an illustrative model of the WealthSelect Managed Blend 6 Portfolio held via the Quilter platform. The portfolio holdings on other platforms may not be the same due to various factors including the availability of funds and share classes. The asset class breakdown is shown based on the classification of the underlying funds. The sector breakdown is shown based on the categorisation of the holdings in the underlying funds.

Top 10 holdings

Holding	Weight (%)
Federal National Mortgage Association	5.44
Government of United Kingdom	3.71
Government of the United States of America	3.05
Government of France	1.14
Apple Inc.	0.92
Shell plc	0.89
Microsoft Corporation	0.76
AstraZeneca PLC	0.75
Government of Peru	0.73
HSBC Holdings Plc	0.72

Sector breakdown



Performance comparator	
Source: Quilter. Calculated by Factset. Total return, percentage growth, rounded to one decimal place. All performance shown is based on an illustrative model of the WealthSelect Managed Blend 6 Portfolio held via the Quilter platform, after the deduction of the charges of the underlying funds, but before the deduction of the Managed Portfolio Service charge. The deduction of this charge will impact on the performance shown. The WealthSelect Managed Blend 6 launched on 24 February 2014. The performance of the portfolio on other platforms may not be the same due to various factors including the availability of funds and share classes, the timing of trades within the portfolio, and the impact of costs and charges. Investors can obtain a performance summary of their individual portfolio from their financial adviser.	

Glossary

Performance comparator

Source: Quilter. Calculated by Factset. Total return, percentage growth, rounded to one decimal place. All performance shown is based on an illustrative model of the WealthSelect Managed Blend 6 Portfolio held via the Quilter platform, after the deduction of the charges of the underlying funds, but before the deduction of the Managed Portfolio Service charge. The deduction of this charge will impact on the performance shown. The WealthSelect Managed Blend 6 launched on 24 February 2014. The performance of the portfolio on other platforms may not be the same due to various factors including the availability of funds and share classes, the timing of trades within the portfolio, and the impact of costs and charges. Investors can obtain a performance summary of their individual portfolio from their financial adviser.

Volatility target

One of the main measures of investment risk is volatility, which is a measure of the amount an investment rises and falls over time. The portfolio targets a range of volatility rather than a particular level of growth.

Weighted fund charge

The weighted fund charge is the weighted average of the charges of the underlying funds held in the portfolio.

MPS charge

The MPS charge is the amount charged annually by Quilter for running the portfolios. We will deduct the charge on a monthly basis from your account. The charge is expressed as a percentage of the investment held within the Managed Portfolio Service.

Need additional help reading documents?

More and more of our investors are using screen reading software as a quick and easy way to read their documentation if they are blind, partially sighted, or dyslexic. Alternatively, we can write to you in several alternative formats, such as large print, braille, audio, and OpenDyslexic font. Find out more about screen readers, accessing your documents online, and our alternative format options at www.quilter.com/document-help.

Important information

Further information on the WealthSelect Managed Portfolio Service can be found at www.quilter.com/wealthselect.

Past performance is not a guide to future performance and may not be repeated. Investment involves risk. The value of investments and the income from them may go down as well as up and investors may not get back the amount originally invested. Because of this, an investor is not certain to make a profit on an investment and may lose money. Exchange rates may cause the value of overseas investments to rise or fall.

Please be aware that calls and electronic communications may be recorded for monitoring, regulatory and training purposes and records are available for at least five years.

The WealthSelect Managed Portfolio Service is provided by Quilter Investment Platform Limited and Quilter Life & Pensions Limited. “Quilter” is the trading name of Quilter Investment Platform Limited (which also provides an Individual Savings Account (ISA), Junior ISA (JISA) and Collective Investment Account (CIA)) and Quilter Life & Pensions Limited (which also provides a Collective Retirement Account (CRA) and Collective Investment Bonds (CIB)).

Quilter Investment Platform Limited and Quilter Life & Pensions Limited are registered in England and Wales under numbers 1680071 and 4163431 respectively. Registered Office at Senator House, 85 Queen Victoria Street, London, United Kingdom, EC4V 4AB. Quilter Investment Platform Limited is authorised and regulated by the Financial Conduct Authority. Quilter Life & Pensions Limited is authorised by the Prudential Regulation Authority and regulated by the Financial Conduct Authority and the Prudential Regulation Authority. Their Financial Services register numbers are 165359 and 207977 respectively. VAT number 386 1301 59.

Quilter uses all reasonable skill and care in compiling the information in this communication and in ensuring its accuracy, but no assurances or warranties are given. You should not rely upon the information in this communication in making investment decisions. Nothing in this communication constitutes advice or personal recommendation.

Data from third parties (“Third-Party Data”) may be included in this communication and those third parties do not accept any liability for errors and omissions. Therefore, you should make sure you understand certain important information, which can be found at www.quilter.com/