

# WealthSelect Managed Passive 5

All data as at 30 April 2026.

## Portfolio managers



Stuart  
Clark



Helen  
Bradshaw



Bethan  
Dixon



## Portfolio objective

The portfolio aims to achieve capital growth over a period of five years or more through a diversified range of investments in the UK and globally.

The portfolio is matched to a risk profile that targets a specific range of volatility of between 45% - 55% of the expected annualised volatility of global equities over the next 10 years and is managed to stay within this range most of the time.

## Performance comparator

IA Mixed Investment 20-60% Shares

## Volatility target

9.10% - 11.10%

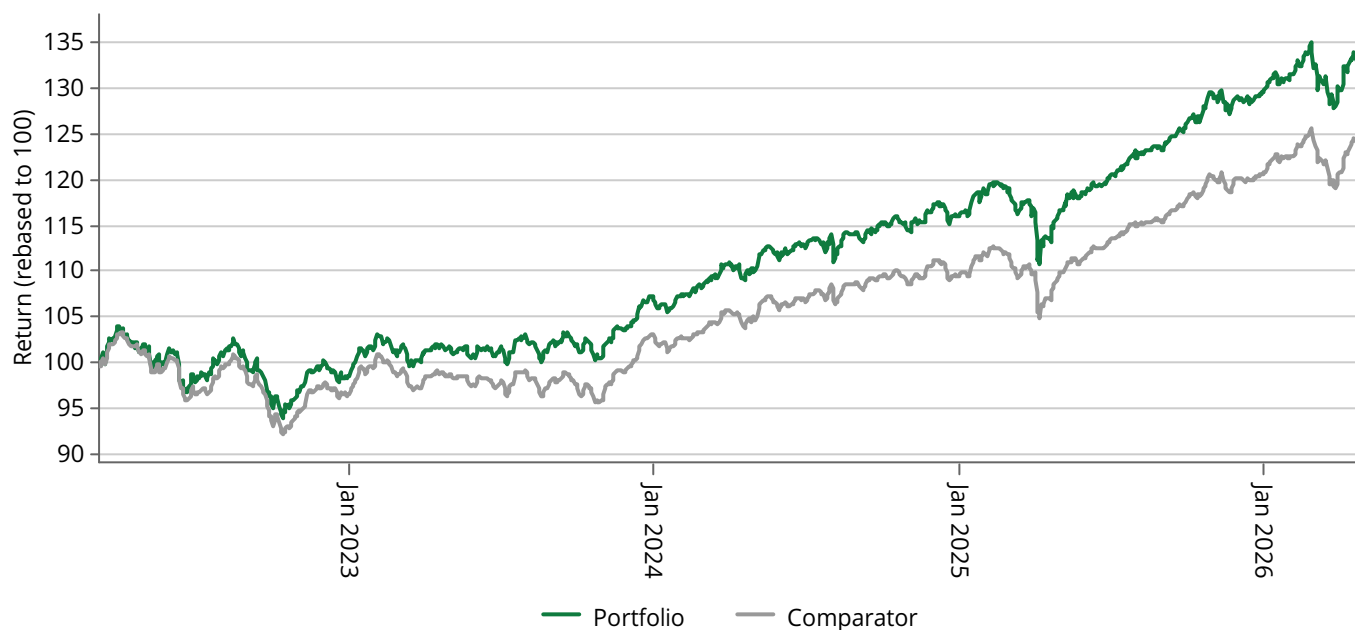
## Weighted fund charge

0.07%

## MPS charge

0.15%

## Cumulative performance since launch



## Performance summary

	YTD	1 year	3 years	5 years	Since launch	30 Apr 25 to 30 Apr 26	30 Apr 24 to 30 Apr 25	28 Apr 23 to 30 Apr 24	29 Apr 22 to 28 Apr 23	30 Apr 21 to 29 Apr 22
Portfolio	2.4	14.2	30.6	-	32.6	14.2	5.2	8.7	-0.4	-
Comparator	2.3	13.0	25.1	-	23.4	13.0	4.0	6.4	-2.6	-

The performance figures shown refer to past performance. Past performance is not a reliable indicator of future performance. Source: Quilter, Morningstar, and FactSet as at 30 April 2026. Total return, percentage growth, net of fees over periods shown. The performance shown is based on a model of the portfolio held via Quilter's platform and may differ on other platforms. The portfolio launched on 8 March 2022.

## Portfolio holdings

Developed markets (ex UK) equity 31.57%

Fund Name	Investment adviser	Holding (%)
HSBC American Index	HSBC	8.52
iShares North American Equity Index	BlackRock	8.51
iShares Continental European Equity Index	BlackRock	8.25
iShares Japan Equity Index	BlackRock	4.80
iShares Pacific ex Japan Equity Index	BlackRock	1.50

UK equity 12.21%

Fund Name	Investment adviser	Holding (%)
iShares UK Equity Index	BlackRock	12.21

Emerging markets equity 6.09%

Fund Name	Investment adviser	Holding (%)
iShares Emerging Markets Equity Index	BlackRock	6.09

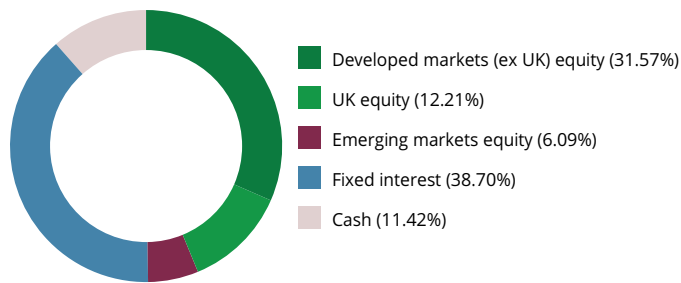
Fixed interest 38.70%

Fund Name	Investment adviser	Holding (%)
HSBC Global Government Bond ETF	HSBC	13.04
iShares Corporate Bond Index	BlackRock	11.87
Vanguard Global Corporate Bond Index	Vanguard	7.51
iShares UK Gilts All Stocks Index	BlackRock	6.29

Cash 11.42%

Fund Name	Investment adviser	Holding (%)
BlackRock ICS Sterling Liquid Environmentally Aware	BlackRock	11.42

## Asset class breakdown



Source: Quilter, Morningstar, and FactSet as at 30 April 2026. Please note that due to rounding the asset class breakdown and the sector breakdown may not add up to 100%. The asset class breakdown and the sector breakdown shown are based on a model of the portfolio held via Quilter's platform and may differ on other platforms.

## Top 10 holdings

Holding	Weight (%)
Government of United Kingdom	6.95
Government of the United States of America	5.37
Government of China	1.46
NVIDIA Corporation	1.28
HSBC Holdings Plc	1.25
Taiwan Semiconductor...	1.25
Alphabet Inc.	1.23
Apple Inc.	1.12
Government of Japan	1.09
AstraZeneca PLC	0.91

## Need additional help reading documents?

More and more of our investors are using screen reading software as a quick and easy way to read their documentation if they are blind, partially sighted, or dyslexic. Alternatively, we can write to you in several alternative formats, such as large print, braille, audio, and OpenDyslexic font.

Find out more about screen readers, accessing your documents online, and our alternative format options at [quilter.com/document-help](https://quilter.com/document-help).

## Important information

### quilter.com

This communication is issued by Quilter, a trading name of Quilter Investment Platform Limited and Quilter Life & Pensions Limited, who provide the WealthSelect Managed Portfolio Service.

Quilter Investment Platform Limited and Quilter Life & Pensions Limited are registered in England and Wales under numbers 01680071 and 04163431, respectively.

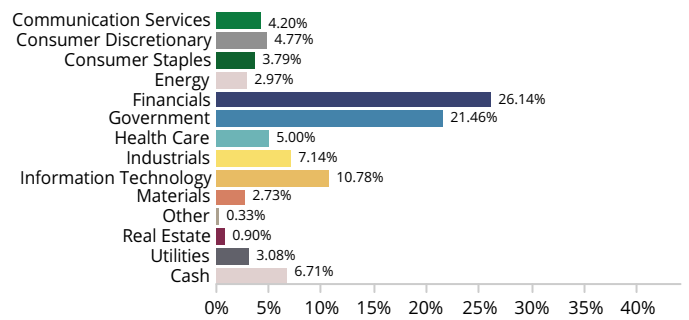
Registered office at Senator House, 85 Queen Victoria Street, London, EC4V 4AB.

Quilter Investment Platform Limited is authorised and regulated by the Financial Conduct Authority under reference number 165359. Quilter Life & Pensions Limited is authorised by the Prudential Regulation Authority and regulated by the Financial Conduct Authority and the Prudential Regulation Authority under reference number 207977.

Quilter uses all reasonable skill and care in compiling the information in this communication and in ensuring its accuracy, but no assurances or warranties are given. You should not rely on the information in this communication when making investment decisions. Nothing in this communication constitutes advice or a personal recommendation. This communication is for information purposes only and is not an offer or solicitation to buy or sell any Quilter product.

Data from third parties is included in this communication and those third parties do not accept any liability for errors and omissions. You should read the important information provided by the third parties, which can be found at [quilter.com/third-party-data](https://quilter.com/third-party-data).

## Sector breakdown



## Glossary

### Performance comparator

An index or similar against which we invite investors to compare the performance of the portfolio. The IA Mixed Investment 20-60% Shares sector is representative of funds with exposure to a broad mix of asset types. The allocation of the portfolio to these asset types may be different. Therefore, the performance of the portfolio and the performance comparator may differ.

### Volatility target

The portfolio targets a range of volatility rather than a particular level of growth. Volatility is a measure of how much the returns of an investment are likely to fluctuate over time. Higher volatility can indicate higher risk.

### Weighted fund charge

The average of the charges of the funds held in the portfolio based on their weight within the portfolio.

### MPS charge

The amount charged annually by Quilter for running the portfolio. The charge is expressed as a percentage of the investment held within the portfolio.