

WealthSelect Managed Active 7

All data as at 30 April 2026.

Portfolio managers



Stuart
Clark



Helen
Bradshaw



Bethan
Dixon



Portfolio objective

The portfolio aims to achieve capital growth over a period of five years or more through a diversified range of investments in the UK and globally.

The portfolio is matched to a risk profile that targets a specific range of volatility of between 65% - 75% of the expected annualised volatility of global equities over the next 10 years and is managed to stay within this range most of the time.

Performance comparator

IA Mixed Investment 40-85% Shares

Volatility target

13.10% - 15.10%

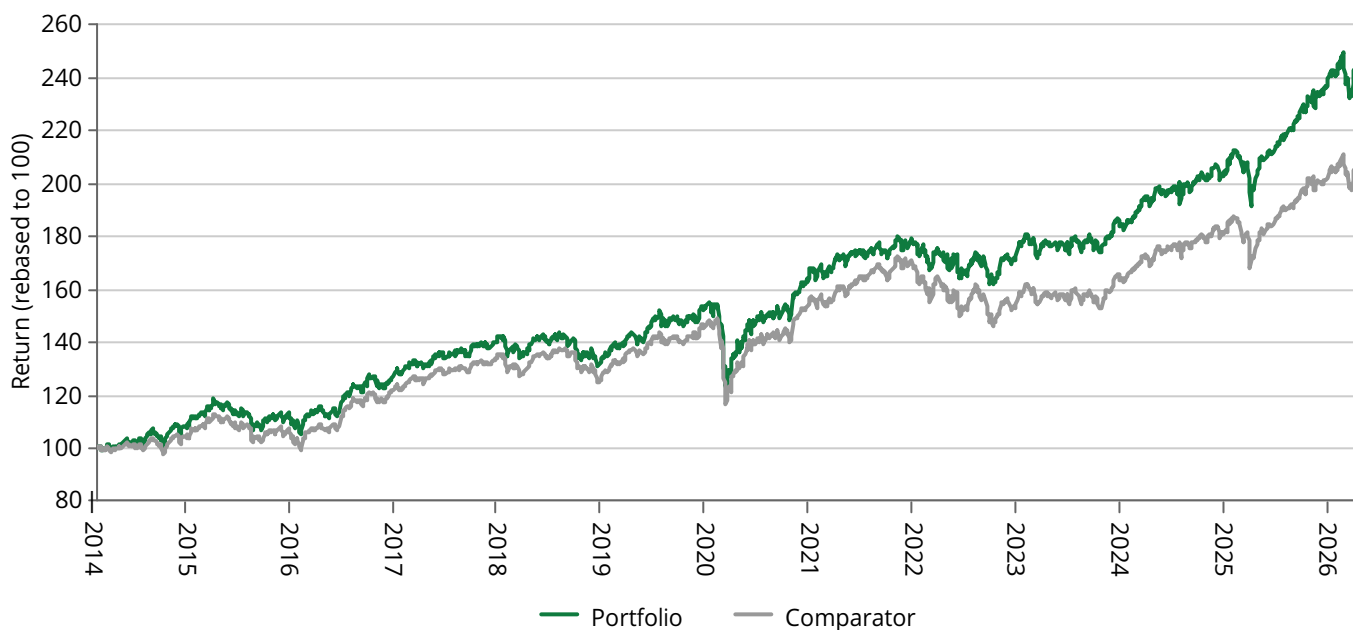
Weighted fund charge

0.64%

MPS charge

0.15%

Cumulative performance since launch



Performance summary

	YTD	1 year	3 years	5 years	Since launch	30 Apr 25 to 30 Apr 26	30 Apr 24 to 30 Apr 25	28 Apr 23 to 30 Apr 24	29 Apr 22 to 28 Apr 23	30 Apr 21 to 29 Apr 22
Portfolio	2.5	19.2	36.9	40.9	142.6	19.2	4.4	10.0	2.5	0.4
Comparator	3.2	17.9	31.8	29.3	108.3	17.9	2.9	8.7	-1.8	-0.1

The performance figures shown refer to past performance. Past performance is not a reliable indicator of future performance. Source: Quilter, Morningstar, and FactSet as at 30 April 2026. Total return, percentage growth, net of fees over periods shown. The performance shown is based on a model of the portfolio held via Quilter's platform and may differ on other platforms. The portfolio launched on 24 February 2014.

Portfolio holdings

Developed markets (ex UK) equity 47.30%

Fund Name	Investment adviser	Holding (%)
Quilter Investors US Equity Income	BNY	6.53
Quilter Investors North American Equity	Jupiter	6.34
Quilter Investors Japanese Equity	M&G	4.86
Quilter Investors Europe (ex UK) Equity	Janus Henderson	4.30
Quilter Investors Global Equity Value	Redwheel	3.60
Quilter Investors Europe (ex UK) Equity Income	Schroders	3.30
Quilter Investors Europe (ex UK) Equity Growth	Alliance Bernstein	3.15
Quilter Investors Precious Metals Equity	BlackRock	2.61
Quilter Investors US Equity Small/Mid-Cap	Schroders	2.44
Quilter Investors US Equity Growth	JP Morgan	2.13
iShares North American Equity Index	BlackRock	1.94
Quilter Investors Asia Pacific (ex Japan) Equity	Fidelity	1.90
Quilter Investors Asia Pacific (ex Japan) Large-Cap Equity	Invesco	1.86
Quilter Investors Natural Resources Equity	Janus Henderson	1.03
Quilter Investors Timber Equity	Pictet	0.86
Quilter Investors Asia Pacific	Jupiter	0.45

UK equity 16.39%

Fund Name	Investment adviser	Holding (%)
Quilter Investors UK Equity Large-Cap Income	Artemis	5.12
Quilter Investors UK Equity Opportunities	Artemis	4.49
Quilter Investors UK Equity	Jupiter	4.36
Quilter Investors UK Equity Growth	Jupiter	2.42

Emerging markets equity 6.19%

Fund Name	Investment adviser	Holding (%)
Quilter Investors Emerging Markets Equity Income	Allspring	2.21
Quilter Investors Emerging Markets Equity Growth	JP Morgan	2.02
Quilter Investors Emerging Markets Equity	Jupiter	1.43
Quilter Investors China Equity	Janus Henderson	0.52

Fixed interest 6.09%

Fund Name	Investment adviser	Holding (%)
Aviva Investors Global Sovereign Bond	Aviva Investors	1.23
iShares UK Gilts All Stocks Index	BlackRock	0.99
Quilter Investors Corporate Bond	Premier Miton	0.77
Quilter Investors Diversified Bond	Premier Miton	0.69
Quilter Investors Sterling Diversified Bond	Schroders	0.62
Quilter Investors Dynamic Bond	Twenty Four	0.47
Quilter Investors Investment Grade Corporate Bond	Invesco	0.41
Quilter Investors Sterling Corporate Bond	Fidelity	0.41
Vanguard Euro Government Bond Index	Vanguard	0.31
iShares Up to 10 Years Gilts Index	BlackRock	0.20

Alternatives 23.81%

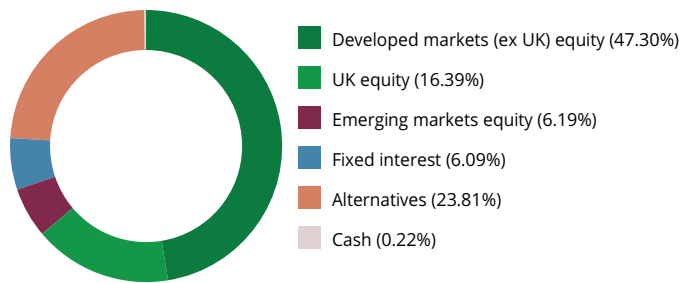
Fund Name	Investment adviser	Holding (%)
PIMCO Dynamic Bond	PIMCO	6.40
Quilter Investors Absolute Return Bond	Janus Henderson	5.99
Quilter Investors Global Equity Absolute Return	Jupiter	5.60
Quilter Investors Absolute Return Equity	Janus Henderson	2.39
Trium ESG Emissions Improvers	Trium	1.79
Quilter Investors Long-Short Equity	JP Morgan	1.64

Cash 0.22%

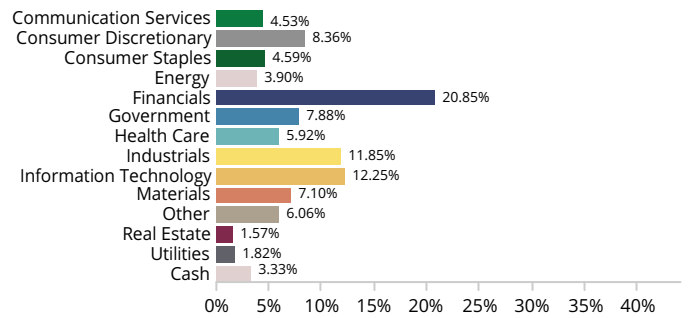
Fund Name	Investment adviser	Holding (%)
BlackRock ICS Sterling Liquid Environmentally Aware	BlackRock	0.22

Source: Quilter, Morningstar, and FactSet as at 30 April 2026. Please note that due to rounding the portfolio holdings may not add up to 100%. The portfolio holdings shown are based on a model of the portfolio held via Quilter's platform and may differ on other platforms.

Asset class breakdown



Sector breakdown



Source: Quilter, Morningstar, and FactSet as at 30 April 2026. Please note that due to rounding the asset class breakdown and the sector breakdown may not add up to 100%. The asset class breakdown and the sector breakdown shown are based on a model of the portfolio held via Quilter's platform and may differ on other platforms.

Top 10 holdings

Holding	Weight (%)
Federal National Mortgage Association	2.95
Government of United Kingdom	2.89
Government of the United States of America	1.61
Government of France	1.01
Taiwan Semiconductor...	0.95
Samsung Electronics Co., Ltd.	0.85
NVIDIA Corporation	0.77
Alphabet Inc.	0.76
Shell plc	0.71
Barclays PLC	0.65

Glossary

Performance comparator

An index or similar against which we invite investors to compare the performance of the portfolio. The IA Mixed Investment 40-85% Shares sector is representative of funds with exposure to a broad mix of asset types. The allocation of the portfolio to these asset types may be different. Therefore, the performance of the portfolio and the performance comparator may differ.

Volatility target

The portfolio targets a range of volatility rather than a particular level of growth. Volatility is a measure of how much the returns an investment are likely to fluctuate over time. Higher volatility can indicate higher risk.

Weighted fund charge

The average of the charges of the funds held in the portfolio based on their weight within the portfolio.

MPS charge

The amount charged annually by Quilter for running the portfolio. The charge is expressed as a percentage of the investment held within the portfolio.

Need additional help reading documents?

More and more of our investors are using screen reading software as a quick and easy way to read their documentation if they are blind, partially sighted, or dyslexic. Alternatively, we can write to you in several alternative formats, such as large print, braille, audio, and OpenDyslexic font.

Find out more about screen readers, accessing your documents online, and our alternative format options at quilter.com/document-help.

Important information

quilter.com

This communication is issued by Quilter, a trading name of Quilter Investment Platform Limited and Quilter Life & Pensions Limited, who provide the WealthSelect Managed Portfolio Service.

Quilter Investment Platform Limited and Quilter Life & Pensions Limited are registered in England and Wales under numbers 01680071 and 04163431, respectively.

Registered office at Senator House, 85 Queen Victoria Street, London, EC4V 4AB.

Quilter Investment Platform Limited is authorised and regulated by the Financial Conduct Authority under reference number 165359. Quilter Life & Pensions Limited is authorised by the Prudential Regulation Authority and regulated by the Financial Conduct Authority and the Prudential Regulation Authority under reference number 207977.

Quilter uses all reasonable skill and care in compiling the information in this communication and in ensuring its accuracy, but no assurances or warranties are given. You should not rely on the information in this communication when making investment decisions. Nothing in this communication constitutes advice or a personal recommendation. This communication is for information purposes only and is not an offer or solicitation to buy or sell any Quilter product.

Data from third parties is included in this communication and those third parties do not accept any liability for errors and omissions. You should read the important information provided by the third parties, which can be found at quilter.com/third-party-data.