

# WealthSelect Responsible Passive 4

All data as at 31 March 2026.

## Portfolio managers



Stuart  
Clark



Helen  
Bradshaw



Bethan  
Dixon



## Portfolio objective

The portfolio aims to achieve capital growth over a period of five years or more, while managing the Environmental, Social, and Governance (“ESG”) risk of the portfolio and maintaining a smaller carbon footprint than the reference index. The portfolio will have exposure to a diversified range of investments in the UK and globally by investing in funds that we identify as leaders in the integration and management of ESG factors.

In addition to meeting these criteria, at least 50% of the portfolio’s assets will be in funds that pursue explicit environmental and/or social targets or characteristics as part of their investment process.

The portfolio is matched to a risk profile that targets a specific range of volatility of between 35% - 45% of the expected annualised volatility of global equities over the next 10 years and is managed to stay within this range most of the time.

## Performance comparator

IA Mixed Investment 20-60% Shares

## Volatility target

7.10% - 9.10%

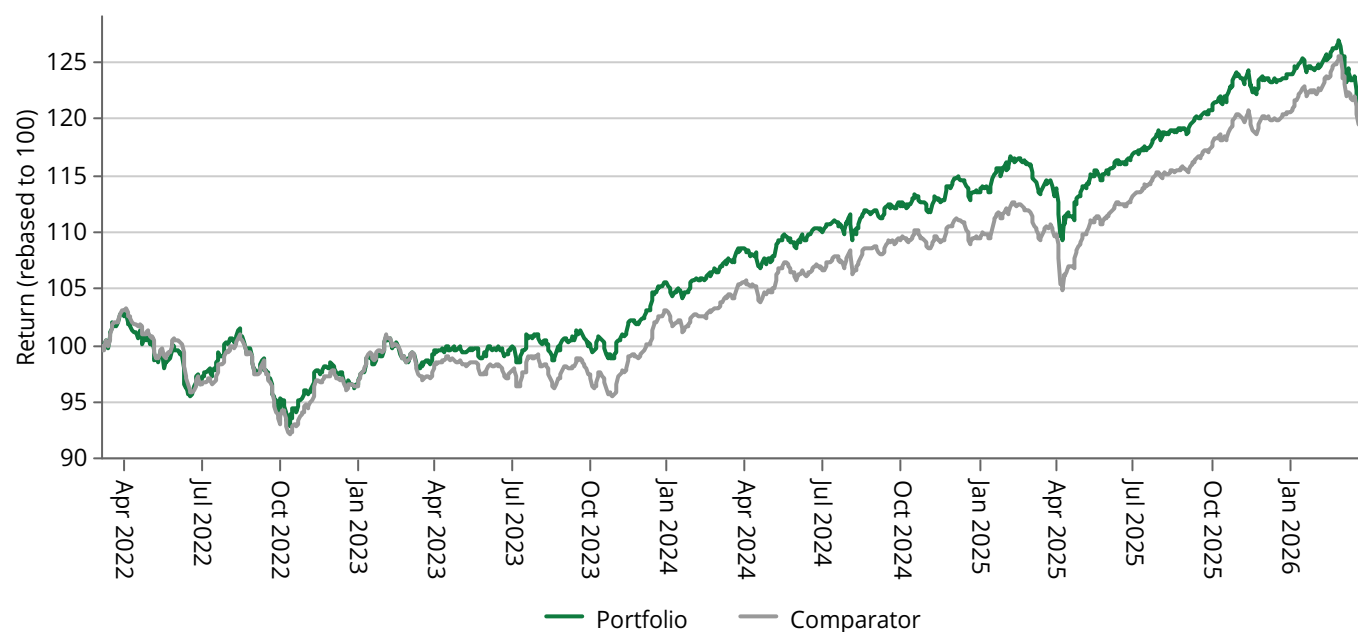
## Weighted fund charge

0.09%

## MPS charge

0.20%

## Cumulative performance since launch



## Performance summary

	YTD	1 year	3 years	5 years	Since launch	31 Mar 25 to 31 Mar 26	29 Mar 24 to 31 Mar 25	31 Mar 23 to 29 Mar 24	31 Mar 22 to 31 Mar 23	31 Mar 21 to 31 Mar 22
Portfolio	-1.7	7.6	22.9	-	21.9	7.6	4.2	9.6	-3.7	-
Comparator	-1.0	8.9	21.9	-	19.5	8.9	3.8	7.8	-5.0	-

The performance figures shown refer to past performance. Past performance is not a reliable indicator of future performance. Source: Quilter, Morningstar, and FactSet as at 31 March 2026. Total return, percentage growth, net of fees of the underlying funds but before the deduction of the MPS charge, over time periods shown. The portfolio launched on 8 March 2022.

## Portfolio holdings

Developed markets (ex UK) equity 27.13%

Fund Name	Investment adviser	Holding (%)
L&G Future World ESG Tilted and Optimised North America Index	L&G	8.09
iShares US Equity ESG Screened and Optimised Index	BlackRock	8.08
iShares Continental European Equity ESG Screened and...	BlackRock	7.30
L&G Future World ESG Tilted and Optimised Japan Index	L&G	3.45
L&G Future World ESG Tilted and Optimised Asia Pacific Index	L&G	0.21

UK equity 7.45%

Fund Name	Investment adviser	Holding (%)
L&G Future World ESG Tilted and Optimised UK Index	L&G	7.45

Emerging markets equity 0.90%

Fund Name	Investment adviser	Holding (%)
L&G Future World ESG Tilted and Optimised Emerging Markets...	L&G	0.90

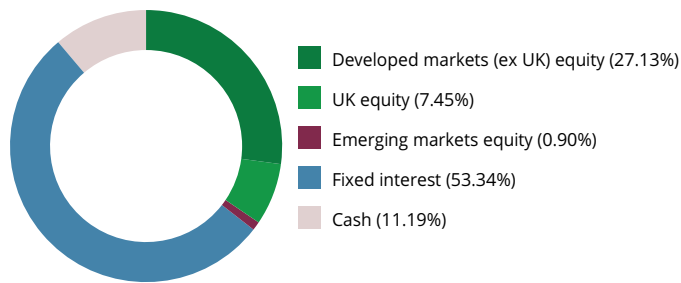
Fixed interest 53.34%

Fund Name	Investment adviser	Holding (%)
HSBC Global Government Bond ETF	HSBC	18.27
iShares ESG Screened Sterling Corporate Bond Index	BlackRock	16.47
iShares Screened Global Corporate Bond Index	BlackRock	10.19
iShares UK Gilts All Stocks Index	BlackRock	8.42

Cash 11.19%

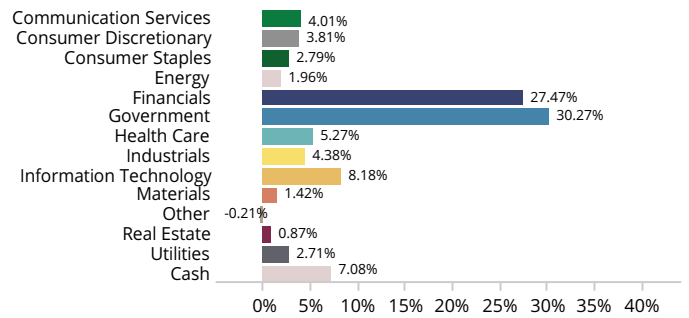
Fund Name	Investment adviser	Holding (%)
BlackRock ICS Sterling Liquid Environmentally Aware	BlackRock	11.19

## Asset class breakdown



Source: Quilter, Morningstar, and FactSet as at 31 March 2026. Please note that due to rounding the asset class breakdown and the sector breakdown may not add up to 100%.

## Sector breakdown



## Top 10 holdings

Holding	Weight (%)
Government of United Kingdom	9.36
Government of the United States of America	7.71
Government of China	2.05
Government of Japan	1.64
Apple Inc.	1.28
Government of France	1.19
NVIDIA Corporation	1.18
Government of Italy	1.16
HSBC Holdings Plc	1.09
Alphabet Inc.	1.00

## Glossary

### Performance comparator

An index or similar against which we invite investors to compare the performance of the portfolio. The IA Mixed Investment 20-60% Shares sector is representative of funds with exposure to a broad mix of asset types. The allocation of the portfolio to these asset types may be different. Therefore, the performance of the portfolio and the performance comparator may differ.

### Volatility target

The portfolio targets a range of volatility rather than a particular level of growth. Volatility is a measure of how much the returns of an investment are likely to fluctuate over time. Higher volatility can indicate higher risk.

### Weighted fund charge

The average of the charges of the funds held in the portfolio based on their weight within the portfolio.

### MPS charge

The amount charged annually for running the portfolio. The charge is expressed as a percentage of the investment held within the portfolio.

## Need additional help reading documents?

More and more of our investors are using screen reading software as a quick and easy way to read their documentation if they are blind, partially sighted, or dyslexic. Alternatively, we can write to you in several alternative formats, such as large print, braille, audio, and OpenDyslexic font.

Find out more about screen readers, accessing your documents online, and our alternative format options at [quilter.com/document-help](https://quilter.com/document-help).

## Important information

### quilter.com

This communication is issued by Quilter, a trading name of Quilter Investment Platform Limited and Quilter Life & Pensions Limited, who provide the WealthSelect Managed Portfolio Service.

Quilter Investment Platform Limited and Quilter Life & Pensions Limited are registered in England and Wales under numbers 01680071 and 04163431, respectively.

Registered office at Senator House, 85 Queen Victoria Street, London, EC4V 4AB.

Quilter Investment Platform Limited is authorised and regulated by the Financial Conduct Authority under reference number 165359. Quilter Life & Pensions Limited is authorised by the Prudential Regulation Authority and regulated by the Financial Conduct Authority and the Prudential Regulation Authority under reference number 207977.

Quilter uses all reasonable skill and care in compiling the information in this communication and in ensuring its accuracy, but no assurances or warranties are given. Investors should not rely on the information in this communication when making investment decisions. Nothing in this communication constitutes advice or a personal recommendation. This communication is for information purposes only and is not an offer or solicitation to buy or sell any Quilter product.

Data from third parties is included in this communication and those third parties do not accept any liability for errors and omissions. Investors should read the important information provided by the third parties, which can be found at [quilter.com/third-party-data](https://quilter.com/third-party-data).