

WealthSelect Sustainable Active 4

All data as at 28 February 2026.

Portfolio managers



Stuart
Clark



Helen
Bradshaw



Bethan
Dixon



Portfolio objective

The portfolio aims to achieve capital growth over a period of five years or more, whilst seeking to support sustainable solutions to environmental and social challenges that help to achieve the objectives of the UN Sustainable Development Goals. The Environmental, Social, and Governance (“ESG”) risks of the portfolio will be managed and exposure to unsustainable activities minimised while maintaining a smaller carbon footprint than the reference index.

The portfolio will have exposure to a diversified range of investments in the UK and globally and will invest a substantial portion of its assets in funds that target a broad range of sustainable outcomes, and which are leaders in the integration and management of ESG factors, with exceptions where necessary to achieve an appropriately diversified portfolio.

The portfolio is matched to a risk profile that targets a specific range of volatility of between 35% - 45% of the expected annualised volatility of global equities over the next 10 years and is managed to stay within this range most of the time.

Performance comparator

IA Mixed Investment 20-60% Shares

Volatility target

7.10% - 9.10%

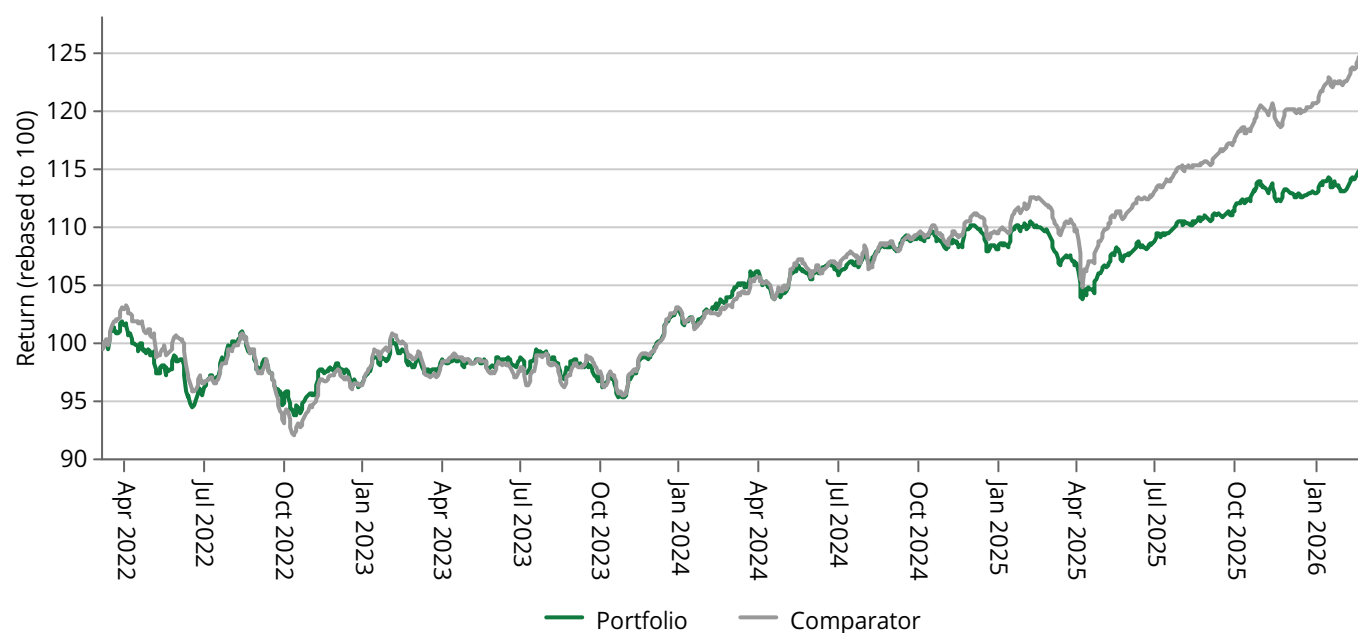
Weighted fund charge

0.38%

MPS charge

0.20%

Cumulative performance since launch



Performance summary

	YTD	1 year	3 years	5 years	Since launch	28 Feb 25 to 27 Feb 26	29 Feb 24 to 28 Feb 25	28 Feb 23 to 29 Feb 24	28 Feb 22 to 28 Feb 23	26 Feb 21 to 28 Feb 22
Portfolio	1.9	5.2	17.7	-	15.2	5.2	5.1	6.4	-2.1	-
Comparator	4.1	12.4	27.4	-	25.6	12.4	8.3	4.7	-3.0	-

The performance figures shown refer to past performance. Past performance is not a reliable indicator of future performance. Source: Quilter, Morningstar, and FactSet as at 28 February 2026. Total return, percentage growth, net of fees of the underlying funds but before the deduction of the MPS charge, over time periods shown. The portfolio launched on 8 March 2022.

Portfolio holdings

Global multi-thematic equity 19.52%

Fund Name	Investment adviser	Holding (%)
Triodos Global Equities Impact	Triodos	4.23
Mirova Global Sustainable Equity	Natixis	4.09
CT Sustainable Global Equity Income Fund	Columbia Threadneedle	3.64
CT Sustainable Opportunities Global Equity	Columbia Threadneedle	3.54
Alliance Bernstein Sustainable Global Equity	Alliance Bernstein	3.24
WHEB Sustainability Impact	WHEB	0.78

Engagement equity 1.40%

Fund Name	Investment adviser	Holding (%)
CT (Lux) SDG Engagement Global Equity	Columbia Threadneedle	1.40

Environmental equity 7.90%

Fund Name	Investment adviser	Holding (%)
Quilter Investors Timber Equity	Pictet	2.71
Allianz Global Water	Allianz	2.52
Schroder Global Alternative Energy	Schroders	1.14
Ninety One Global Environment	Ninety One	0.85
Pictet Clean Energy Transition	Pictet	0.67

Social equity 4.34%

Fund Name	Investment adviser	Holding (%)
Impax Global Social Leaders	Impax	2.70
Redwheel Life Changing Treatments	Redwheel	0.97
Candriam Oncology	Candriam	0.67

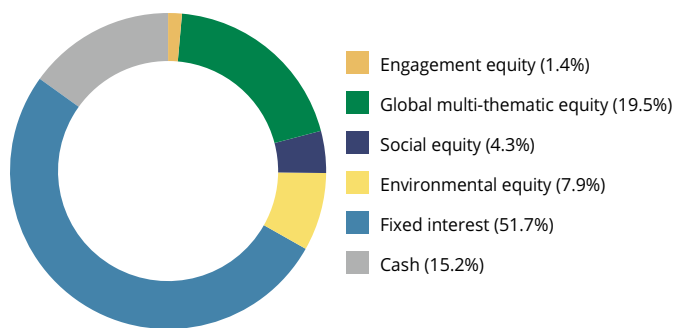
Fixed interest 51.66%

Fund Name	Investment adviser	Holding (%)
Wellington Global Impact Bond	Wellington	11.84
Aegon Global Sustainable Sovereign Bond	Aegon	11.82
BlueBay Impact-Aligned Bond	BlueBay	7.70
T. Rowe Price Global Impact Credit	T. Rowe Price	6.34
Goldman Sachs Corporate Green Bond	Goldman Sachs	5.05
iShares UK Gilts All Stocks Index	BlackRock	4.75
Goldman Sachs Sovereign Green Bond	Goldman Sachs	3.31
iShares Up to 10 Years Gilts Index	BlackRock	0.87

Cash 15.18%

Fund Name	Investment adviser	Holding (%)
BlackRock ICS Sterling Liquid Environmentally Aware	BlackRock	15.18

Asset class breakdown



Source: Quilter, Morningstar, and FactSet as at 28 February 2026. Please note that due to rounding the asset class breakdown and the sector breakdown may not add up to 100%.

Top 10 holdings

Holding	Weight (%)
Government of United Kingdom	6.73
International Bank for Reconstruction...	2.08
European Investment Bank	1.88
Government of Italy	1.80
Government of Germany	1.58
Government of France	1.25
NVIDIA Corporation	1.07
Government of Spain	1.01
Taiwan Semiconductor...	0.90
Government of Chile	0.85

Need additional help reading documents?

More and more of our investors are using screen reading software as a quick and easy way to read their documentation if they are blind, partially sighted, or dyslexic. Alternatively, we can write to you in several alternative formats, such as large print, braille, audio, and OpenDyslexic font.

Find out more about screen readers, accessing your documents online, and our alternative format options at quilter.com/document-help.

Important information

quilter.com

This communication is issued by Quilter, a trading name of Quilter Investment Platform Limited and Quilter Life & Pensions Limited, who provide the WealthSelect Managed Portfolio Service.

Quilter Investment Platform Limited and Quilter Life & Pensions Limited are registered in England and Wales under numbers 01680071 and 04163431, respectively.

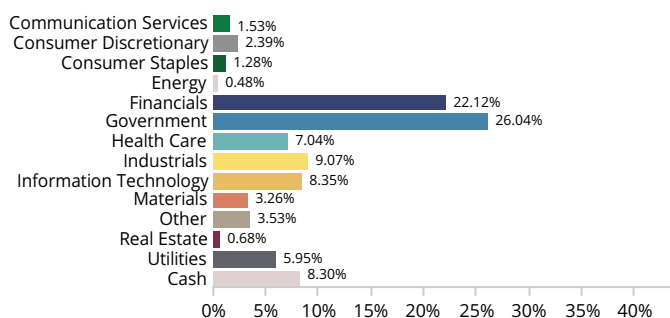
Registered office at Senator House, 85 Queen Victoria Street, London, EC4V 4AB.

Quilter Investment Platform Limited is authorised and regulated by the Financial Conduct Authority under reference number 165359. Quilter Life & Pensions Limited is authorised by the Prudential Regulation Authority and regulated by the Financial Conduct Authority and the Prudential Regulation Authority under reference number 207977.

Quilter uses all reasonable skill and care in compiling the information in this communication and in ensuring its accuracy, but no assurances or warranties are given. Investors should not rely on the information in this communication when making investment decisions. Nothing in this communication constitutes advice or a personal recommendation. This communication is for information purposes only and is not an offer or solicitation to buy or sell any Quilter product.

Data from third parties is included in this communication and those third parties do not accept any liability for errors and omissions. Investors should read the important information provided by the third parties, which can be found at quilter.com/third-party-data.

Sector breakdown



Glossary

Performance comparator

An index or similar against which we invite investors to compare the performance of the portfolio. The IA Mixed Investment 20-60% Shares sector is representative of funds with exposure to a broad mix of asset types. The allocation of the portfolio to these asset types may be different. Therefore, the performance of the portfolio and the performance comparator may differ.

Volatility target

The portfolio targets a range of volatility rather than a particular level of growth. Volatility is a measure of how much the returns of an investment are likely to fluctuate over time. Higher volatility can indicate higher risk.

Weighted fund charge

The average of the charges of the funds held in the portfolio based on their weight within the portfolio.

MPS charge

The amount charged annually for running the portfolio. The charge is expressed as a percentage of the investment held within the portfolio.