

WealthSelect Managed Blend 7

All data as at 28 February 2026.

Portfolio managers



Stuart
Clark



Helen
Bradshaw



Bethan
Dixon



Portfolio objective

The portfolio aims to achieve capital growth over a period of five years or more through a diversified range of investments in the UK and globally.

The portfolio is matched to a risk profile that targets a specific range of volatility of between 65% - 75% of the expected annualised volatility of global equities over the next 10 years and is managed to stay within this range most of the time.

Performance comparator

IA Mixed Investment 40-85% Shares

Volatility target

13.10% - 15.10%

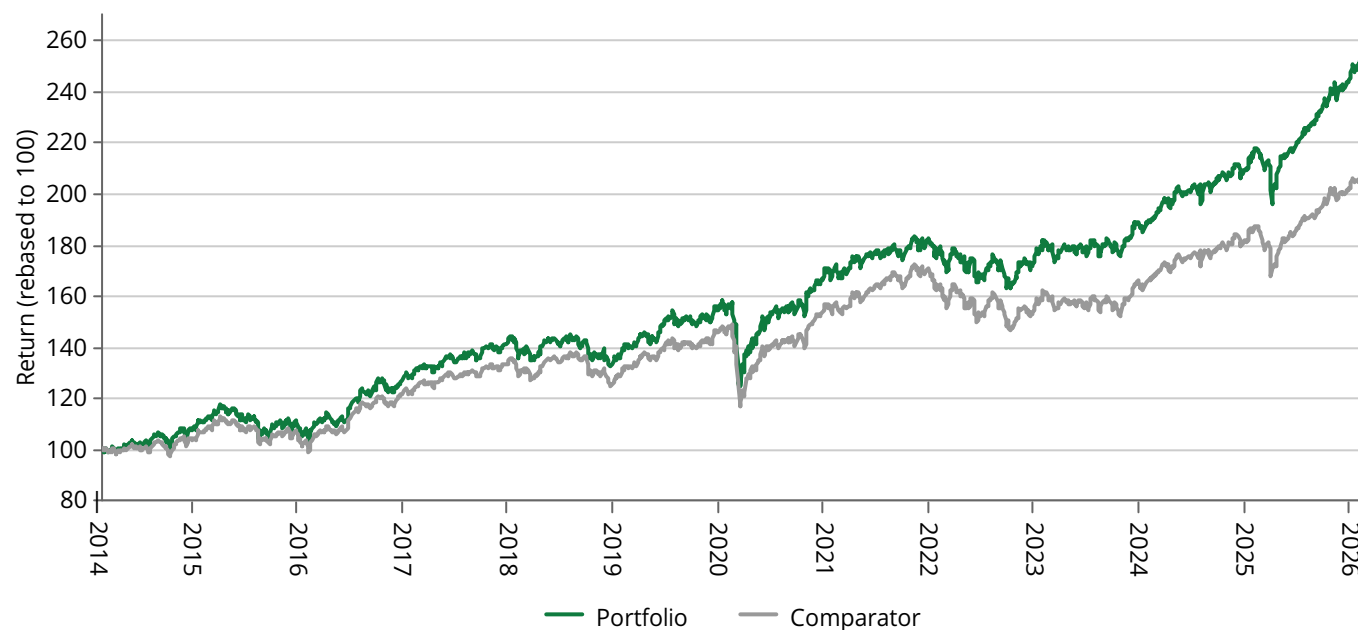
Weighted fund charge

0.43%

MPS charge

0.15%

Cumulative performance since launch



Performance summary

| | YTD | 1 year | 3 years | 5 years | Since launch | 28 Feb 25 to 27 Feb 26 | 29 Feb 24 to 28 Feb 25 | 28 Feb 23 to 29 Feb 24 | 28 Feb 22 to 28 Feb 23 | 26 Feb 21 to 28 Feb 22 |
|------------|-----|--------|---------|---------|--------------|------------------------|------------------------|------------------------|------------------------|------------------------|
| Portfolio | 5.8 | 20.6 | 45.3 | 54.8 | 158.6 | 20.6 | 12.1 | 7.5 | 2.0 | 4.5 |
| Comparator | 4.7 | 14.5 | 33.5 | 37.5 | 111.4 | 14.5 | 9.7 | 6.3 | -1.1 | 4.2 |

The performance figures shown refer to past performance. Past performance is not a reliable indicator of future performance. Source: Quilter, Morningstar, and FactSet as at 28 February 2026. Total return, percentage growth, net of fees of the underlying funds but before the deduction of the MPS charge, over time periods shown. The performance shown is based on a model of the portfolio held via Quilter's platform. The performance on other platforms may differ. The portfolio launched on 24 February 2014.

Portfolio holdings

Developed markets (ex UK) equity 46.86%

| Fund Name | Investment adviser | Holding (%) |
|------------------------------------------------------------|--------------------|-------------|
| iShares North American Equity Index | BlackRock | 14.38 |
| iShares Continental European Equity Index | BlackRock | 6.20 |
| iShares Japan Equity Index | BlackRock | 2.77 |
| iShares Pacific ex Japan Equity Index | BlackRock | 2.60 |
| Quilter Investors Global Equity Value | Redwheel | 2.60 |
| Quilter Investors Japanese Equity | M&G | 2.34 |
| Quilter Investors Europe (ex UK) Equity | Janus Henderson | 2.05 |
| Quilter Investors Precious Metals Equity | BlackRock | 2.02 |
| Quilter Investors US Equity Income | BNY | 2.02 |
| Quilter Investors North American Equity | Jupiter | 1.96 |
| Quilter Investors Europe (ex UK) Equity Income | Schroders | 1.61 |
| Quilter Investors Europe (ex UK) Equity Growth | Alliance Bernstein | 1.54 |
| Quilter Investors Asia Pacific (ex Japan) Equity | Fidelity | 0.96 |
| Quilter Investors Asia Pacific (ex Japan) Large-Cap Equity | Invesco | 0.89 |
| Quilter Investors US Equity Small/Mid-Cap | Schroders | 0.74 |
| Quilter Investors Natural Resources Equity | Janus Henderson | 0.71 |
| Quilter Investors Timber Equity | Pictet | 0.63 |
| Quilter Investors US Equity Growth | JP Morgan | 0.63 |
| Quilter Investors Asia Pacific | Jupiter | 0.21 |

UK equity 17.26%

| Fund Name | Investment adviser | Holding (%) |
|----------------------------------------------|--------------------|-------------|
| iShares UK Equity Index | BlackRock | 9.48 |
| Quilter Investors UK Equity Large-Cap Income | Artemis | 2.42 |
| Quilter Investors UK Equity Opportunities | Artemis | 2.12 |
| Quilter Investors UK Equity | Jupiter | 2.07 |
| Quilter Investors UK Equity Growth | Jupiter | 1.17 |

Emerging markets equity 5.42%

| Fund Name | Investment adviser | Holding (%) |
|--------------------------------------------------|--------------------|-------------|
| Quilter Investors Emerging Markets Equity Income | Allspring | 1.99 |
| Quilter Investors Emerging Markets Equity Growth | JP Morgan | 1.74 |
| Quilter Investors Emerging Markets Equity | Jupiter | 1.22 |
| Quilter Investors China Equity | Janus Henderson | 0.48 |

Fixed interest 7.17%

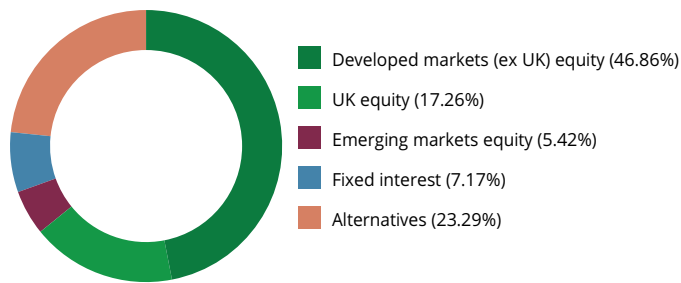
| Fund Name | Investment adviser | Holding (%) |
|---------------------------------------------------|--------------------|-------------|
| Aviva Investors Global Sovereign Bond | Aviva Investors | 1.43 |
| iShares UK Gilts All Stocks Index | BlackRock | 1.27 |
| Quilter Investors Corporate Bond | Premier Miton | 0.91 |
| Quilter Investors Diversified Bond | Premier Miton | 0.79 |
| Quilter Investors Sterling Diversified Bond | Schroders | 0.69 |
| Quilter Investors Dynamic Bond | Twenty Four | 0.52 |
| Quilter Investors Investment Grade Corporate Bond | Invesco | 0.48 |
| Quilter Investors Sterling Corporate Bond | Fidelity | 0.48 |
| Vanguard Euro Government Bond Index | Vanguard | 0.36 |
| iShares Up to 10 Years Gilts Index | BlackRock | 0.24 |

Alternatives 23.29%

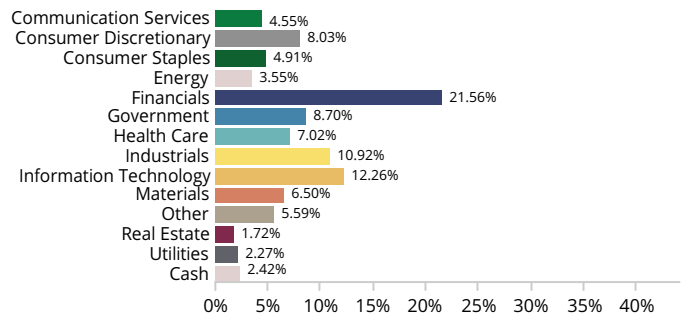
| Fund Name | Investment adviser | Holding (%) |
|-------------------------------------------------|--------------------|-------------|
| PIMCO Dynamic Bond | PIMCO | 6.76 |
| Quilter Investors Absolute Return Bond | Janus Henderson | 6.41 |
| Quilter Investors Global Equity Absolute Return | Jupiter | 5.93 |
| Quilter Investors Absolute Return Equity | Janus Henderson | 2.33 |
| Trium ESG Emissions Improvers | Trium | 1.86 |

Source: Quilter, Morningstar, and FactSet as at 28 February 2026. Please note that due to rounding the portfolio holdings may not add up to 100%. The portfolio holdings shown are based on a model of the portfolio held via Quilter's platform. The portfolio holdings on other platforms may differ.

Asset class breakdown



Sector breakdown



Source: Quilter, Morningstar, and FactSet as at 28 February 2026. Please note that due to rounding the asset class breakdown and the sector breakdown may not add up to 100%. The asset class breakdown and the sector breakdown shown are based on a model of the portfolio held via Quilter's platform and may differ on other platforms.

Top 10 holdings

| Holding | Weight (%) |
|--------------------------------------------|------------|
| Government of United Kingdom | 2.87 |
| Federal National Mortgage Association | 2.80 |
| Government of the United States of America | 1.74 |
| Taiwan Semiconductor... | 1.21 |
| NVIDIA Corporation | 1.15 |
| Government of Colombia | 1.05 |
| Apple Inc. | 1.04 |
| AstraZeneca PLC | 1.03 |
| Government of France | 1.00 |
| Alphabet Inc. | 0.93 |

Glossary

Performance comparator

An index or similar against which we invite investors to compare the performance of the portfolio. The IA Mixed Investment 40-85% Shares sector is representative of funds with exposure to a broad mix of asset types. The allocation of the portfolio to these asset types may be different. Therefore, the performance of the portfolio and the performance comparator may differ.

Volatility target

The portfolio targets a range of volatility rather than a particular level of growth. Volatility is a measure of how much the returns an investment are likely to fluctuate over time. Higher volatility can indicate higher risk.

Weighted fund charge

The average of the charges of the funds held in the portfolio based on their weight within the portfolio.

MPS charge

The amount charged annually for running the portfolio. The charge is expressed as a percentage of the investment held within the portfolio.

Need additional help reading documents?

More and more of our investors are using screen reading software as a quick and easy way to read their documentation if they are blind, partially sighted, or dyslexic. Alternatively, we can write to you in several alternative formats, such as large print, braille, audio, and OpenDyslexic font.

Find out more about screen readers, accessing your documents online, and our alternative format options at quilter.com/document-help.

Important information

quilter.com

This communication is issued by Quilter, a trading name of Quilter Investment Platform Limited and Quilter Life & Pensions Limited, who provide the WealthSelect Managed Portfolio Service.

Quilter Investment Platform Limited and Quilter Life & Pensions Limited are registered in England and Wales under numbers 01680071 and 04163431, respectively.

Registered office at Senator House, 85 Queen Victoria Street, London, EC4V 4AB.

Quilter Investment Platform Limited is authorised and regulated by the Financial Conduct Authority under reference number 165359. Quilter Life & Pensions Limited is authorised by the Prudential Regulation Authority and regulated by the Financial Conduct Authority and the Prudential Regulation Authority under reference number 207977.

Quilter uses all reasonable skill and care in compiling the information in this communication and in ensuring its accuracy, but no assurances or warranties are given. Investors should not rely on the information in this communication when making investment decisions. Nothing in this communication constitutes advice or a personal recommendation. This communication is for information purposes only and is not an offer or solicitation to buy or sell any Quilter product.

Data from third parties is included in this communication and those third parties do not accept any liability for errors and omissions. Investors should read the important information provided by the third parties, which can be found at quilter.com/third-party-data.